


Control Stations

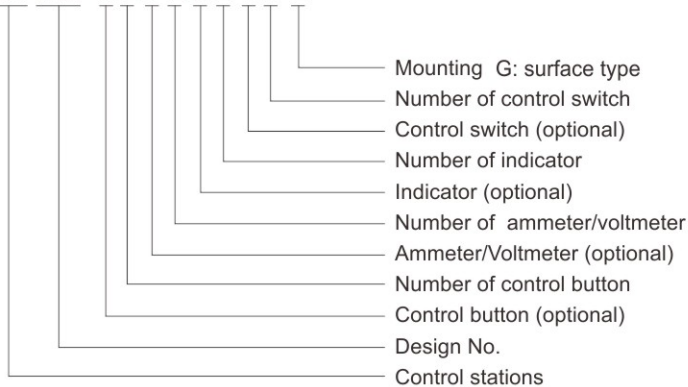
BZC8050 Series Control Stations (GRP)



- ◆ Explosion protection to
 - CENELEC
 - IEC
 - NEC
- ◆ Can be used in
 - Zone 1 and Zone 2
 - Zone 21 and Zone 22
 - Class I, Zone 1 and Zone 2
 - Class I, Division 2, Groups A , B, C, D
- ◆ GRP (glass fibre-reinforced polyester resin) enclosure.
- ◆ Four types of enclosure.

■ Catalogue number logic

BZC 8050 - A B D K



■ Note

1. Please refer to the Selection table on P4/29.
2. Please select internal components as below:
 - Selection table of BA8050 control button on P4/40~43 (nominal contact is 1NO+1NC);
 - Selection table of BD8050 indicator on P4/44~46;
 - Selection table of BK8050 control switch on P4/47~52;
 - Selection table of BB8050 explosion-proof ammeter/voltmeter on P4/53~55;
3. Example: BZC8050-A2D2G
 - Components: Two control buttons, two indicators; surface type
 - Tech. Details: One start control button (40092B + 40090-1+40090-2, green, 1NO+1NC);
 - One stop control button (40092A+ 40090-1+40090-2, red, 1NO+1NC);
 - One indicator (40116B+40100B, green, 230V AC);
 - One indicator (40115B+40099B, red, 230V AC);
4. Special requirements on request.

Zones 1&2; 21&22

Control Stations BZC8050 Series Control Stations (GRP)

Selection table of control station BZC8050(GRP)(Without terminal)				
Enclosure type	Components arrangement	Cable entries and direction	Ordering code	Enclosure weight (kg)
I		2-M25 x 1.5 Bottom entry	40074.....	1.30
II		1-M32 x 1.5 or 2-M25 x 1.5 Bottom entry	40075.....	2.10
III		1-M32 x 1.5 or 3-M25 x 1.5 Bottom entry	40076.....	3.25
IIIx		1-M40 x 1.5 or 2-M32 x 1.5 or 4-M25 x 1.5 Bottom entry	40077.....	3.25
IV		1-M40 x 1.5 or 2-M32 x 1.5 or 6-M25 x 1.5 Bottom entry	40078.....	4.15



Control Stations

BZC8050 Series Control Stations (GRP)

Technical data

Control stations BZC8050 (GRP)

Explosion protection

Global (IECEX)

IECEX CQM 11.0029

Gas

Ex d e IIC T6 Gb

Europe (ATEX)

LCIE 09 ATEX 3099

Gas and dust

⊕ II 2 G Ex d e IIC T6 Gb

⊕ II 2 D Ex tb IIIC T80°C Db IP65

Certificates

IECEX; ATEX; CU-TR

Conformity to standards

EN 60079-0, EN 60079-1, EN 60079-7, EN 60079-31

IEC 60079-0, IEC 60079-1, IEC 60079-7

Enclosure material

GRP (glass fibre-reinforced polyester resin)

Enclosure colour

Black

Exposed fastener

Stainless steel

Rated voltage

Max. 415V AC

Rated current

Main circuit current: 6A (for BZC8050-A2D2, BZC8050-A2B1)

16A (for BZC8050-K1)

10A (for others)

Degree of protection

IP65

Ambient temperature

-20°C~+55°C

Components

1. Technical data of BA8050 control button on P4/40~43

2. Technical data of BD8050 indicator on P4/44~46

3. Technical data of BK8050 control switch on P4/47~52

4. Technical data of BB8050 explosion-proof ammeter/voltmeter on P4/53~55

Cable entries

M□ x 1.5 plug, please see the Selection table on P4/29

Cable gland (optional)

DQM-I (Ex e) is recommended. Please see P7/16

Mounting

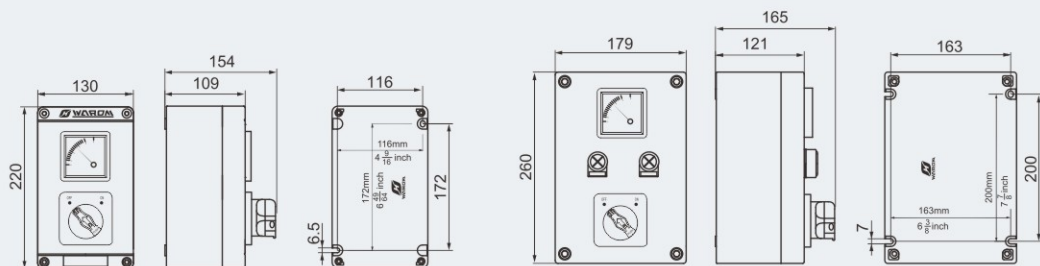
Surface type

Note

Please specify the number and size of entries (applicable for surface type only)



Dimension drawings (all dimensions in mm) - subject to alteration



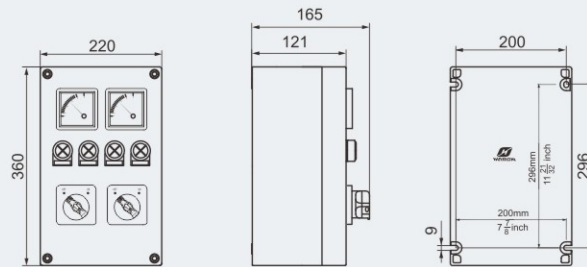
Enclosure I

Enclosure II

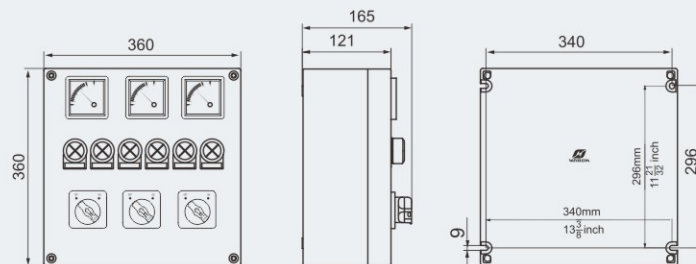
Control Stations

BZC8050 Series Control Stations (GRP)

Dimension drawings (all dimensions in mm) - subject to alteration



Enclosure III



Enclosure IV

